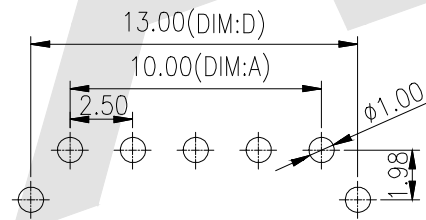
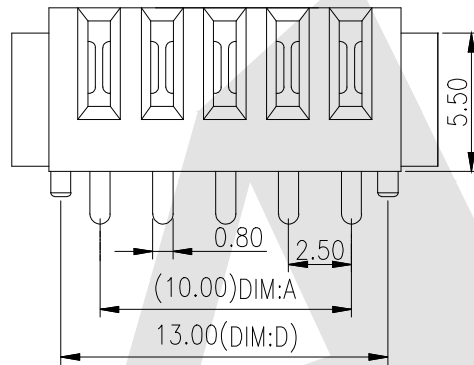
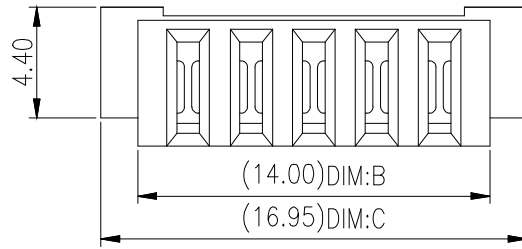


HSF

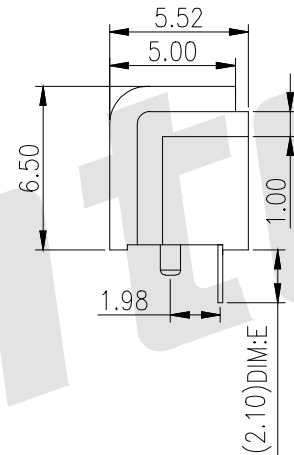


ROHS

No:of pins	Dimension				
	DIM.A	DIM.B	DIM.C	DIM.D	DIM.E
03	5.00	9.00	11.95	8.00	2.1/3.0
04	7.50	11.50	14.45	10.50	2.1/3.0
05	10.00	14.00	16.95	13.00	2.1/3.0
06	12.50	16.50	19.45	15.50	2.1/3.0
07	15.00	19.00	21.95	18.00	2.1/3.0
08	17.50	21.50	24.45	20.50	2.1/3.0
09	20.00	24.00	26.95	23.00	2.1/3.0
10	22.50	26.50	29.45	25.50	2.1/3.0
11	25.00	29.00	31.95	28.00	2.1/3.0
12	27.50	31.50	34.45	30.50	2.1/3.0



RECOMMENDED PCB LAYOUT
Layout Tolerance ±0.05



SPECIFICATIONS:

- CURRENT RATING: 7 A
- INSTANT CURRENT: 10 A
- WITHSTAND VOLTAGE: 500 V
- INSULATION RESISTANCE: 100 MΩ MIN
- CONTACT RESISTANCE: 30 mΩ MAX
- OPERATION TEMPERATURE: -40° C TO +105° C
- INSULATOR: NYLON 9T (UL94V-0)
- CONTACT: PHOSPHOR BRONZE
- CONTACT PLATED: GOLD OVER NICKEL OR TIN

Ordering Code:

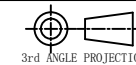
ABT33 - 05 - 9 - B - G0 - B

① ② ③ ④ ⑤ ⑥

- | | |
|-----------------------|--------------------|
| ① Series No: | ⑤ Contact Plating: |
| ② No. of Contacts | G0:Gold flash |
| 05:05Pin | G1:3u" gold |
| ③ Insulator Material: | G2: 5u" gold |
| P:PBT+30%GF | G3:10u" gold |
| L:LCP 9:PA9T | G4:15u" gold |
| ④ Pitch | G5:30u" gold |
| B:2.5mm Pitch | ⑥ Packing: |
| | A:Tray |
| | B:Bag |
| | C:Tube |
| | D:Tape Reel |

Unless Otherwise specified tolerance
X. ±0.35 X.XX: ±0.20
X.X: ±0.25 X.XXX: ±0.15

SCALE: As Shown UNIT: mm
DRAW Wu Feng Rong DATE 13/08/2020
CHECK BobYang DATE 13/08/2020



Antenk® ANTENK ELECTRONICS CO.,LTD
Http://www.antenk.com
E-mail:sales@antenk.com

TITLE:
2.50 PITCHES 5 PIN BATTERY 180° FEMALE CONNECTOR

DRAWING NO: ABT33-059BG0B

PRODUCT NO: ABT33-059BG0B

REV	DESCRIPTION	DATE