



Specifications (特性):

Current Rating (额定电流) : 2.4A Max

Contact Resistance (接触阻抗) : 20 milliohms MAX

Dielectric Withstanding Voltage (耐电压) : 500V AC AT Sea Level

Insulation Resistance (绝缘阻抗) : 1000 Megohms MIN

Operating Temperature (工作温度) : -40° C to +105° C

Housing (塑胶) : Temperature Thermoplastics, LCP UL 94V-0 (耐高温塑胶 LCP)

Contact (端子) : Brass (铜) Matte Tin Over Ni (半金锡, 全锡)

Ordering Code:

PFCM01 - X - X - X - X

① ② ③ ④ ⑤

① Series No: PFCM01

② No. of Contacts

04=4P 06=6P 08=8P  
10=10P 12=12P 14=14P  
16=16P 18=18P 20=20P  
22=22P 24=24P 26=26P

③ Contact Plating

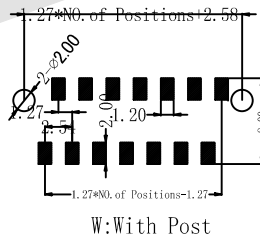
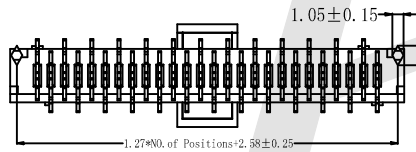
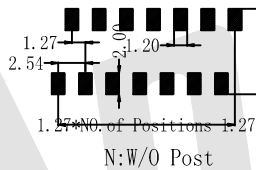
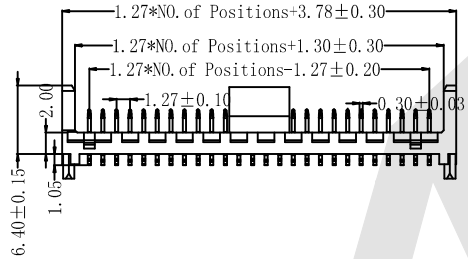
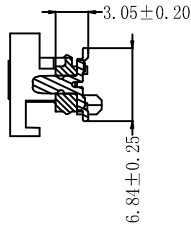
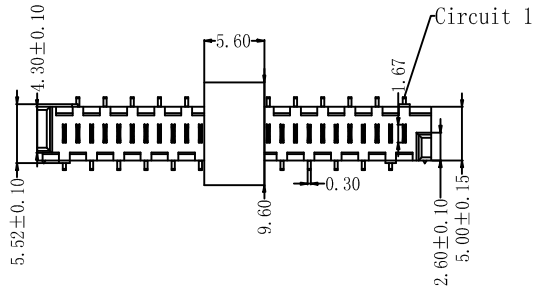
G0: Gold flash S0: Gold flash/Ni  
G1: 3u" Gold S1: 3u" Gold/Ni  
G2: 5u" Gold S2: 5u" Gold/Ni  
G3: 10u" Gold S3: 10u" Gold/Ni  
G4: 15u" Gold S4: 15u" Gold/Ni  
G5: 30u" Gold S5: 30u" Gold/Ni  
SN: Tin

④ Packing

A: Tray B: Bag  
C: Tube D: Tape Reel  
W: Tape Reel+Cap

⑤ Post option

W: With Post  
N: W/O Post



26	36.80	31.75	35.60
24	34.26	29.21	33.06
22	31.72	26.67	30.52
20	29.18	24.13	27.98
18	26.64	21.59	25.44
16	24.10	19.05	22.90
14	21.56	16.51	20.36
12	19.02	13.97	17.82
10	16.48	11.43	15.28
8	13.94	8.89	12.74
6	11.40	6.35	10.20
4	8.86	3.81	7.66
NUMBER OF CKTS	DIMN. A	DIMN. B	DIMN. C

Recommended P.C.B Layout (Top Side)  
(PCB BOARD TOLERANCE ±0.05)

Unless Otherwise specified tolerance  
X. ±0.35 X.XX: ±0.20  
X.X: ±0.25 X.XXX: ±0.15

**Antenk** ANTENK ELECTRONICS CO., LTD  
Http://www.antenk.com  
E-mail:sales@antenk.com

SCALE: As Shown UNIT: mm

DRAW Wu Feng Rong DATE 日期

CHECK BobYang DATE 日期



TITLE:  
1.27mm White IDC Type SMT With Pegs Or Without Pegs

DRAWING NO: PFCM01-XXXXX

PRODUCT NO: PFCM01-XXXXX

REV	DESCRIPTION	DATE
1		
2		
3		
4		
5		