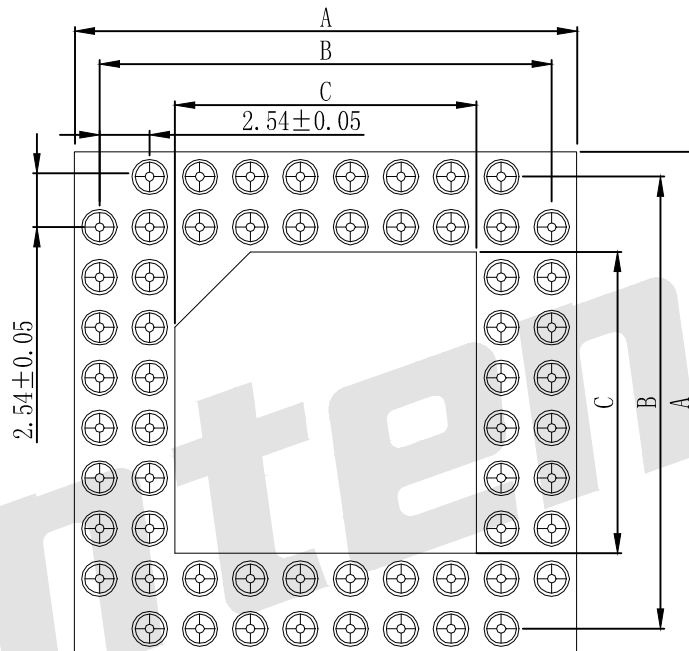
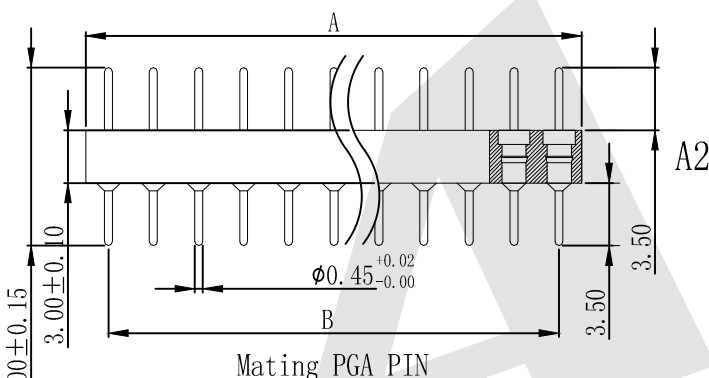
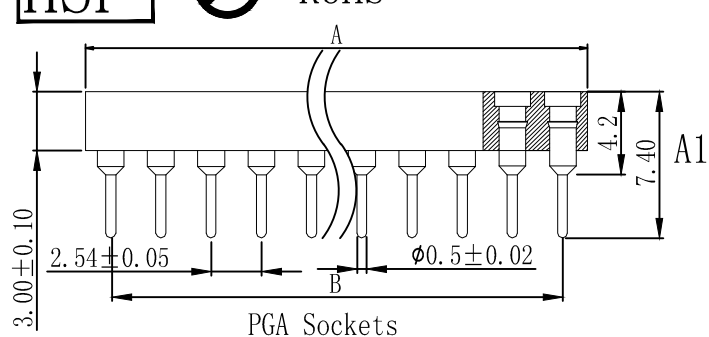


HSF



RoHS

Machined PGA Pin Grid Array Sockets 2.54x2.54mm



Top View

Technical Data

Material:

Pin(outer Sleeve):Brass, Machined
CuZn38Pb2

Plating (outer Sleeve):

Tin Plated:2U"/80U"/NI, 5U"/200U"Sn
Gold Plated:2U"/80U"/NI, 0.8u"Gold
Insulator:PPS UL94V-0

Electrial:

Current Rating:3Amps/Contact MAX
Contact Resistance:≤4mΩ/Contact
Insuiation Resistance:≥1000MΩ at v=100V
Operaling Voltage:60VAC/DC

Mechanical:

Average Insertion Force With Steel Pin of
φ0.432:250g
Average Withdrawal Force With Steel Pin
of φ0.432:70g
Mechanical Lige Cycle:Min 200
Operaling Temperature:-40° C to -105° C
Soldering Temperature:+255° C

PGA sockets with standard solder
PGA interconnect sockets with through
hole solder tails and connecting pin φ0.50mm

Ordering Code:

PGA03- X - X - X - X - X - X
① ② ③ ④ ⑤ ⑥

① PGA03 No. of Positions
For Example: 1156=1156 Poistions

② Pin Plated
0 No 1 Tin 150 μ"
2 Tin 200 μ" 3 G/F
4 Gold 3 μ" 5 Gold 10 μ"
6 Gold 15 μ" S Special

④ Packing
A:Tray C:Tube
B:Bag D:Tape Reel

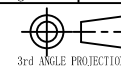
③ Clip Plated
0 No 1 Tin 150 μ"
2 Tin 200 μ" 3 G/F
4 Gold 3 μ" 5 Gold 10 μ"
6 Gold 15 μ" S Special

⑤ Insulator Color
A:Black C:White
B:Brown D:Yellow
E:Body F:Special

⑥ Pin Length Options
Ax(A1 A2...)

Unless Otherwise specified tolerance
X. ±0.35 X.XX:±0.20
X.X:±0.25 X.XXX:±0.15

SCALE: As Shown UNIT: mm
DRAW Wu Feng Rong DATE 29/07/2020
CHECK BobYang DATE 29/07/2020



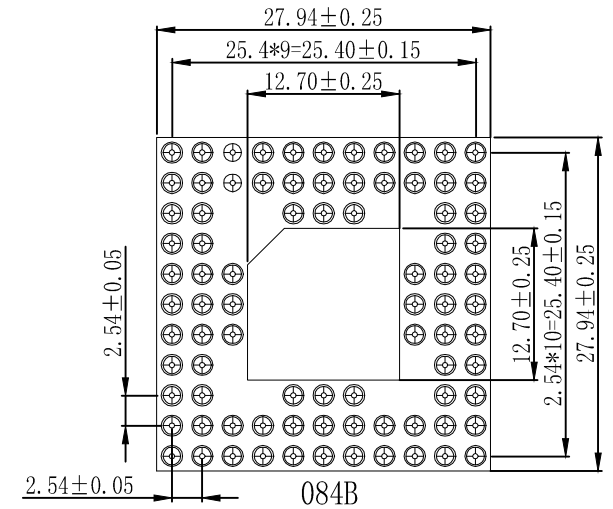
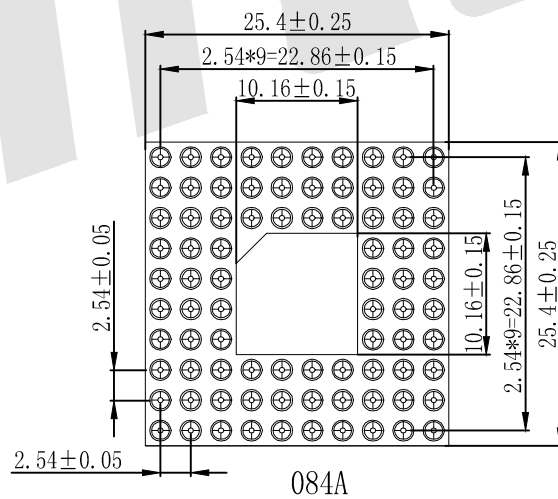
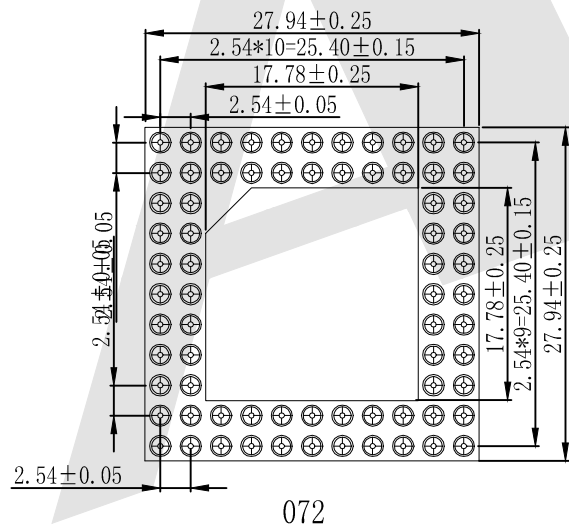
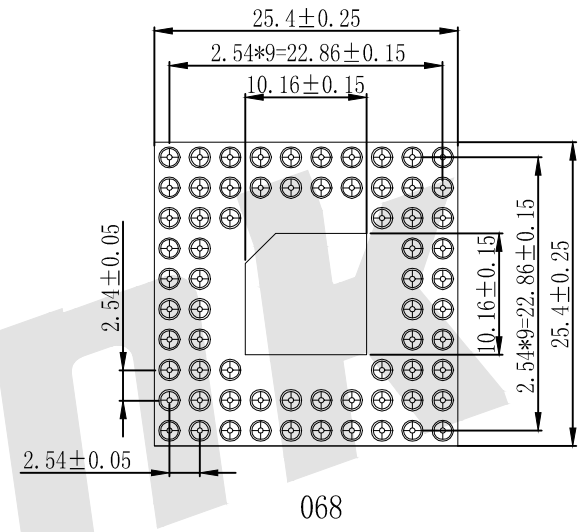
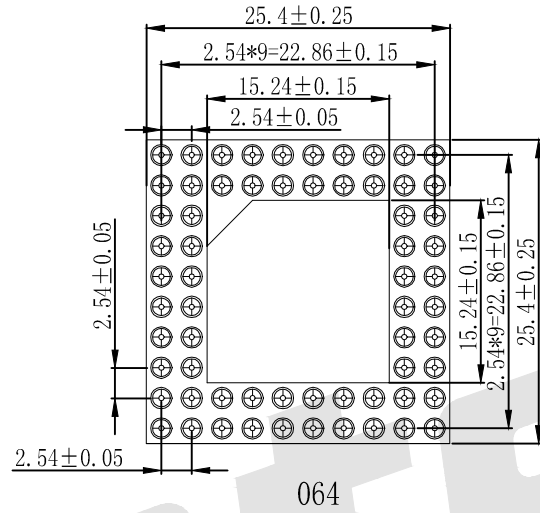
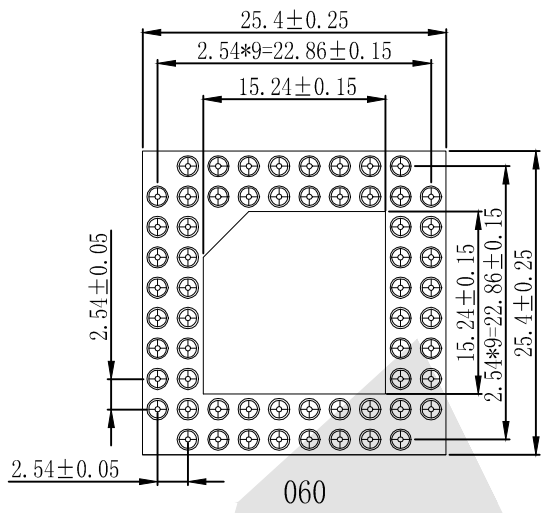
Antenk ANTENK ELECTRONICS CO.,LTD
Http://www.antenk.com
E-mail:sales@antenk.com

TITLE:
Machined PGA Pin Grid Array Sockets 2.54x2.54mm

DRAWING NO: PGA03-XXXXXX

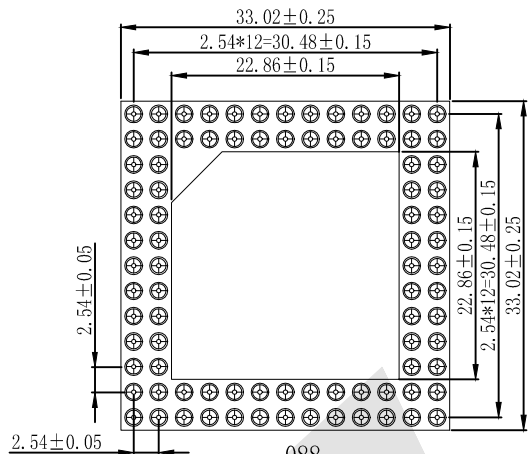
PRODUCT NO: PGA03-XXXXXX

REV	DESCRIPTION	DATE

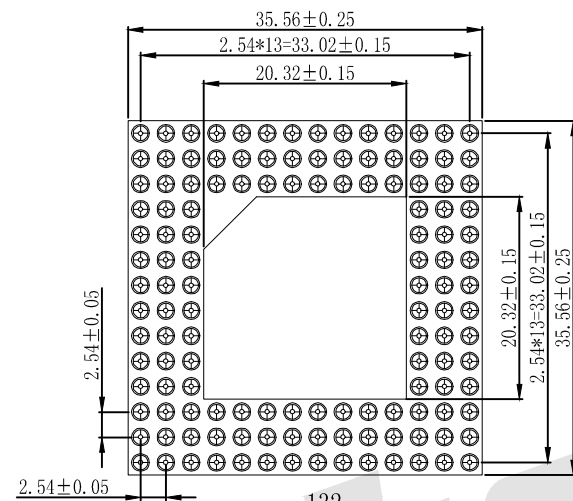


2.54mm Grid Footprints Top View
PGA Sockets Connectors 2.54mm

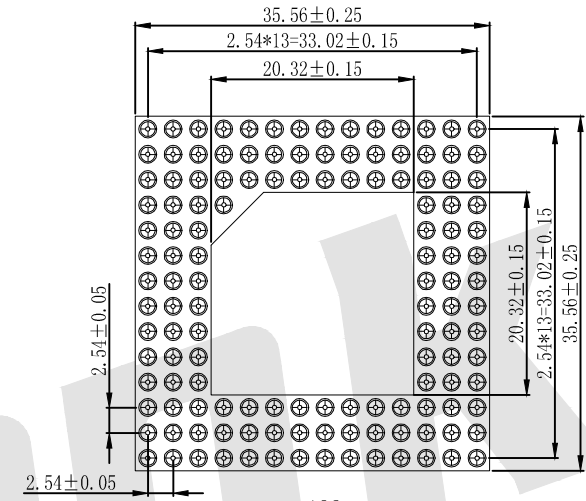
Unless Otherwise specified tolerance X. ±0.35 X.XX: ±0.20 X.X: ±0.25 X.XXX: ±0.15		ANTENK ELECTRONICS CO., LTD Http://www.antenk.com E-mail:sales@antenk.com
SCALE: As Shown	UNIT: mm	
DRAW Wu Feng Rong	DATE 29/07/2020	TITLE: Machined PGA Pin Grid Array Sockets 2.54x2.54mm
CHECK BobYang	DATE 29/07/2020	
3rd ANGLE PROJECTION		DRAWING NO: PGA03-XXXXXX
		PRODUCT NO: PGA03-XXXXXX



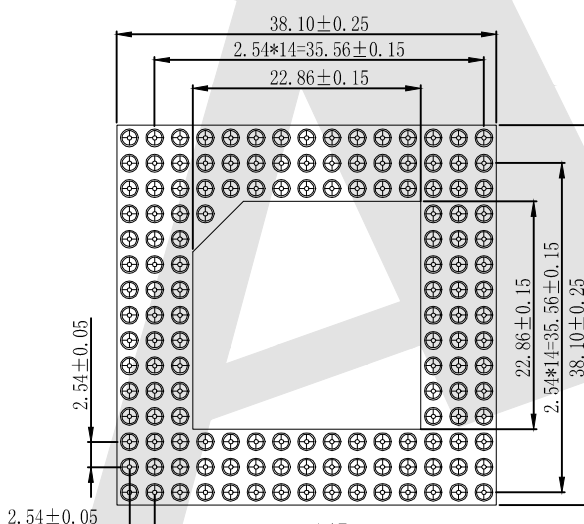
088



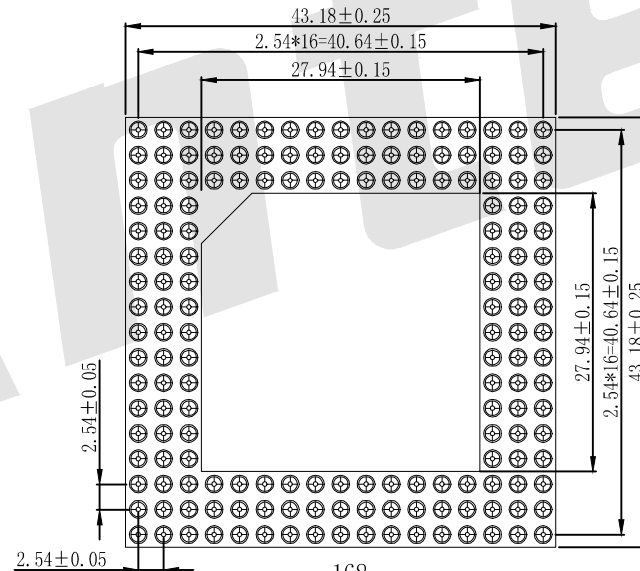
132



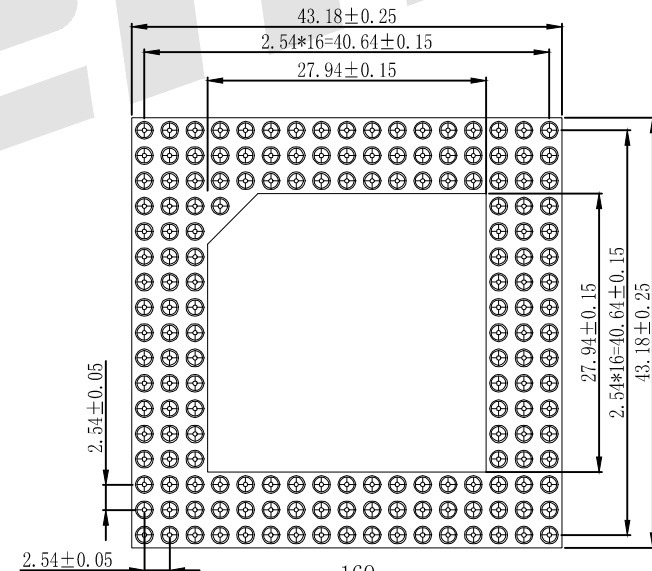
133



145


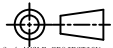


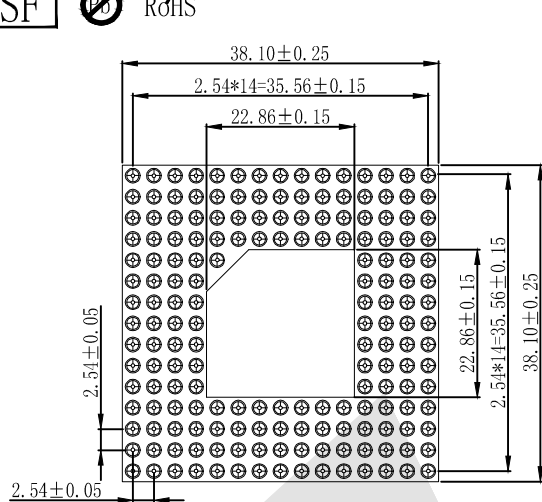
168



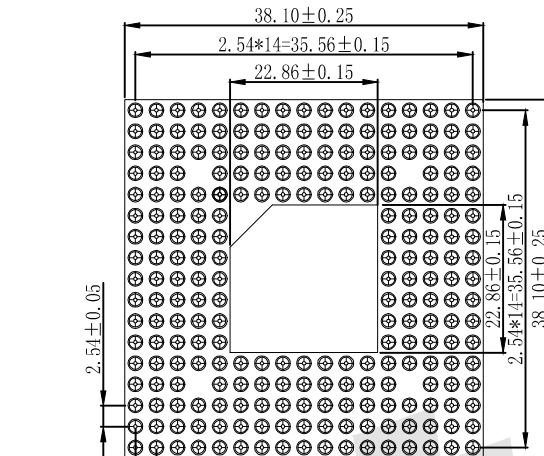
169

PGA Sockets Connectors 2.54mm
2.54mm Grid Footprints top view

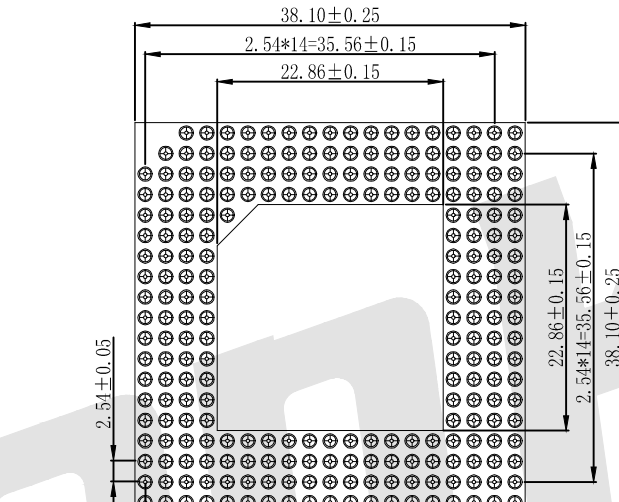
Unless Otherwise specified tolerance X. ±0.35 X.XX: ±0.20 X.X: ±0.25 X.XXX: ±0.15		 ANTENK ELECTRONICS CO., LTD Http://www.antenk.com E-mail:sales@antenk.com
SCALE: As Shown	UNIT: mm	
DRAW Wu Feng Rong	DATE 29/07/2020	TITLE: Machined PGA Pin Grid Array Sockets 2.54x2.54mm
CHECK BobYang	DATE 29/07/2020	DRAWING NO: PGA03-XXXXXX
 3rd ANGLE PROJECTION		PRODUCT NO: PGA03-XXXXXX



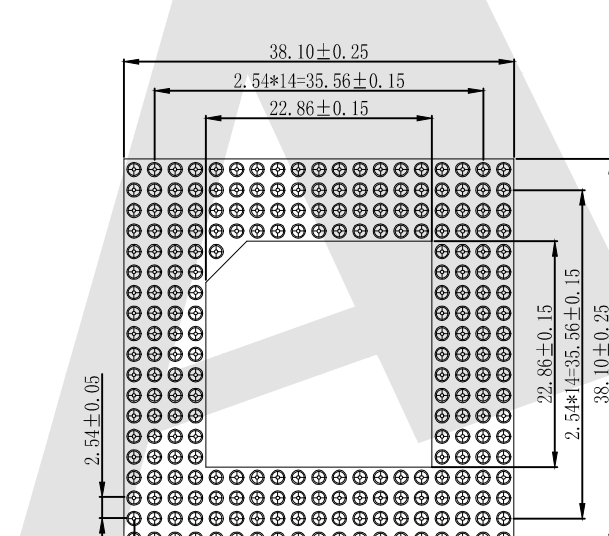
177



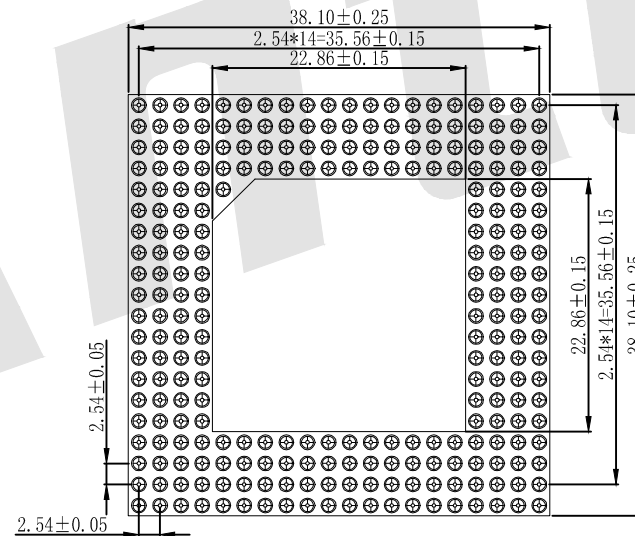
236



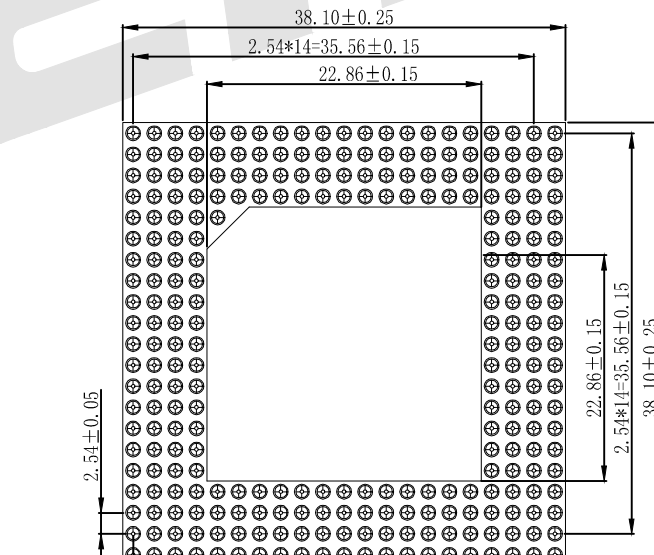
238



241



241



273

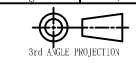
PGA Sockets Connectors 2.54mm
2.54mm Grid Footprints top view

Unless Otherwise specified tolerance
X. ±0.35 X.XX: ±0.20
X.X: ±0.25 X.XXX: ±0.15

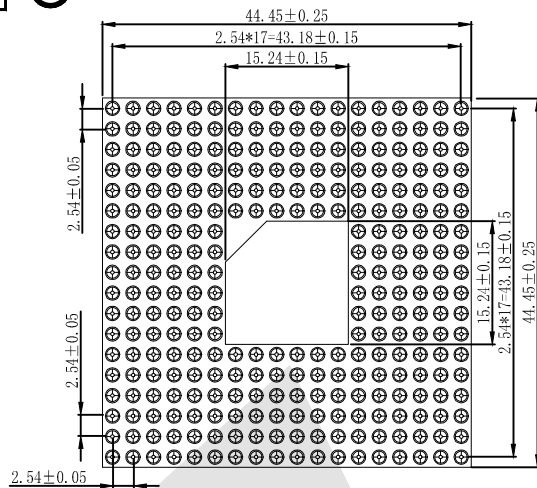
SCALE: As Shown	UNIT: mm
DRAW Wu Feng Rong	DATE 29/07/2020
CHECK BobYang	DATE 29/07/2020

 ANTENK ELECTRONICS CO.,LTD
Http://www.antenk.com
E-mail:sales@antenk.com

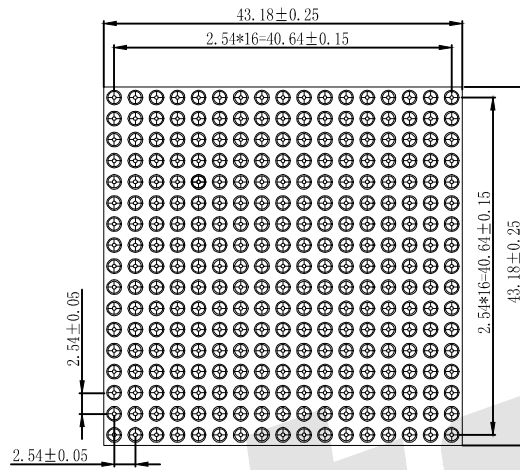
TITLE:
Machined PGA Pin Grid Array Sockets 2.54x2.54mm



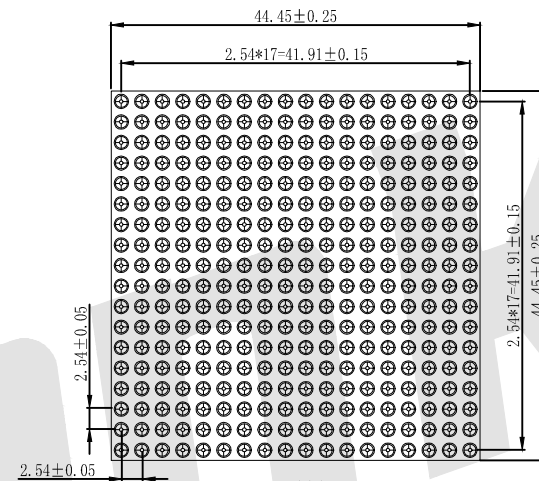
DRAWING NO: PGA03-XXXXXX
PRODUCT NO: PGA03-XXXXXX




288



289



324



1156

PGA Sockets Connectors 2.54mm

2.54mm Grid Footprints top view

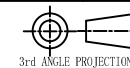
Unless Otherwise specified tolerance

X. ±0.35 X.XX: ±0.20
 X.X: ±0.25 X.XXX: ±0.15

SCALE: As Shown UNIT: mm

DRAW: Wu Feng Rong DATE: 29/07/2020

CHECK: BobYang DATE: 29/07/2020



3rd ANGLE PROJECTION

 ANTENK ELECTRONICS CO., LTD
[Http://www.antenk.com](http://www.antenk.com)
 E-mail:sales@antenk.com

TITLE: Machined PGA Pin Grid Array Sockets 2.54x2.54mm

DRAWING NO: PGA03-XXXXXX

PRODUCT NO: PGA03-XXXXXX