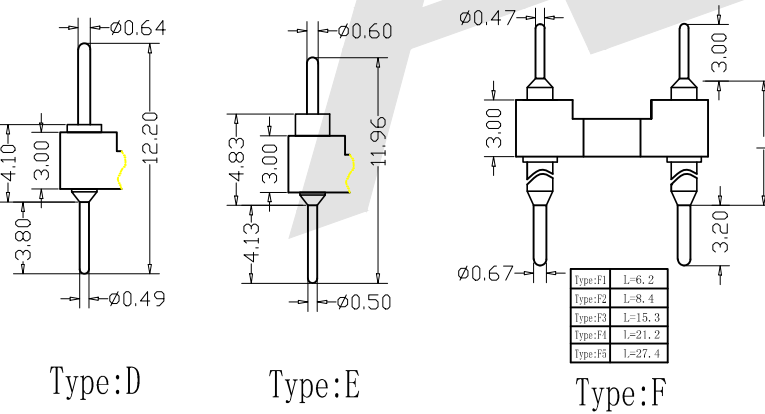
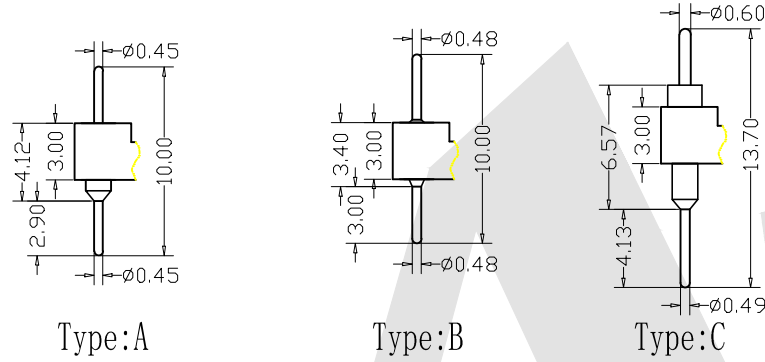
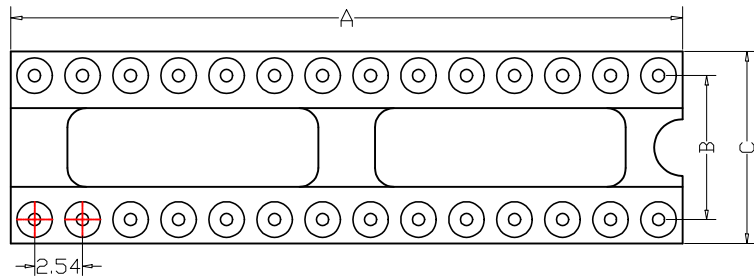




TECHNICAL SPECS:

Current Rating: 1.0Amp
 Contact Resistance: 10MΩ max
 Dielectric Strength: Min 1000 V RMS
 Mechanical Life: Min 100 cycles
 Mating Pin: $\varnothing 0.45/\varnothing 0.48/\varnothing 0.60/\varnothing 0.64$ to $\varnothing 0.47$ mm
 Operating Temperature: -40°C to $+105^{\circ}\text{C}$
 Sleeve: Brass
 Contact Plating: Au or Sn Over Ni
 Insulator Material: PPS+30%GF UL 94V-0



Dimension & Ordering Information

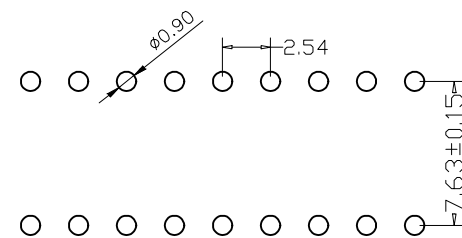
Type	No. of Poles	Dimension		
		A	B	C
A1	06	7.6	7.62	10.10
A2	08	10.1	7.62	10.10
A3	10	12.6	7.62	10.10
A4	12	15.2	7.62	10.10
A5	14	17.7	7.62	10.10
A6	16	20.3	7.62	10.10
A7	18	22.8	7.62	10.10
A8	20	25.3	7.62	10.10
A9	22	27.8	7.62	10.10
A10	24	30.4	7.62	10.10
A11	28	35.5	7.62	10.10
A12	20	25.4	10.16	12.6
A13	22	27.8	10.16	12.6
A14	24	30.4	10.16	12.6
A15	28	35.5	10.16	12.6
A16	32	40.6	10.16	12.6

A17	24	30.5	15.24	17.7
A18	28	35.5	15.24	17.7
A19	32	40.6	15.24	17.7
A20	36	45.7	15.24	17.7
A21	40	50.8	15.24	17.7
A22	42	53.3	15.24	17.7
A23	48	60.9	15.24	17.7
A24	50	63.5	15.24	17.7
A25	52	66.0	15.24	17.7
A26	50	63.5	22.86	25.3
A27	52	66.0	22.86	25.3
A28	64	81.2	22.86	25.3

Ordering Code:

MIMES01 - X - X - X - X
 ① ② ③ ④ ⑤

- ① Series No:
- ② Type selection
A1 A2 A3 A4...
- ③ Pin Plating
S1: Tin 150"
S2: Tin 200"
G0: Gold flash
G1: 3u" Gold
G2: 5u" Gold
G3: 10u" Gold
G4: 15u" Gold
G5: 30u" Gold
- ④ Packing
A: Tray C: Tube
B: Bag D: Tape & Reel
- ⑤ Option
A: Type A
B: Type B
... : ...
F1: Type F1
F5: Type F5



Recommended P.C.B Layout

Unless Otherwise specified tolerance

X. ±0.35	X.XX: ±0.20
X.X: ±0.25	X.XXX: ±0.15

SCALE: As Shown	UNIT: mm
DRAW Mo Guo Xuan	DATE 16/10/2018
CHECK BobYang	DATE 16/10/2018

Antenk® ANTENK ELECTRONICS CO., LTD
[Http://www.antenk.com](http://www.antenk.com)
 E-mail: sales@antenk.com

REV	DESCRIPTION	DATE
2	Change of order number	18-10-15

TITLE:	2.54mm Dual-in-Line Pin Headers Straight DIP
DRAWING NO:	MIMES01-XXXX
PRODUCT NO:	MIMES01-XXXX

