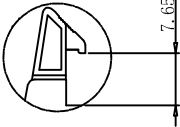
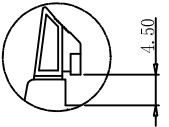
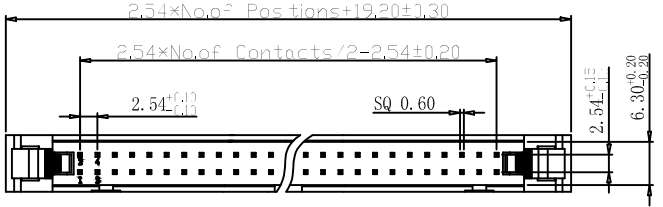


HSF



**SPECIFICATION**

Current Rating: 3.0Amp  
 Insulation Resistance: 1000MΩ min  
 Contact Resistance: 20MΩ max  
 Withstand Voltage: 1000V AC/DC  
 Operating Temperature: -40°C to +105°C  
 Contact Material: Brass  
 Contact Plating: Au Over Ni  
 Latch plating: Ni  
 Insulator Material: PBT +30%GF UL 94V-0

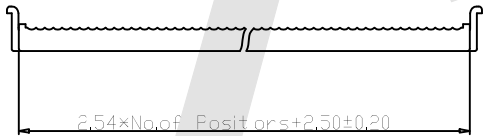
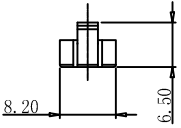
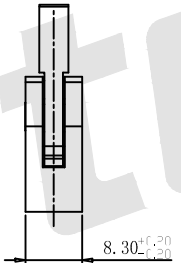
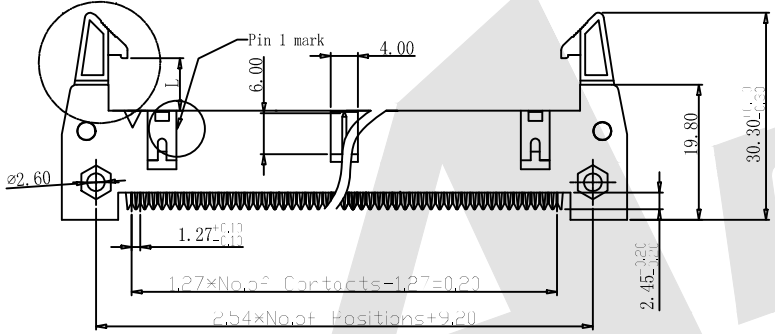


A:Short Latch      B:Long Latch

**Ordering Code:**

**LHD102** - X - X - X - X - X - X  
 ①      ②      ③      ④      ⑤      ⑥      ⑦

- ① Series No:  
06 08 10 12  
14 16 18 20  
24 26 30 34  
40 50 60 64
- ② No.of Contacts  
06 08 10 12  
14 16 18 20  
24 26 30 34  
40 50 60 64
- ③ Contact Plating:  
G0:Gold flash    S0:Selective  
G1:3U" Gold    S1:Selective 3u"  
G2:5u" Gold    S2:Selective 5u"  
G3:10u" Gold    S3:Selective 10u"  
G4:15u" Gold    S4:Selective 15u"  
G5:30u" Gold    S5:Selective 30u"  
SN:Tin
- ④ Color Insulator  
B:Black  
U:Blue  
G:Gray
- ⑤ Insulator Material  
A:PBT  
B:PA6T  
C:LCP  
D:PA46  
E:PA9T
- ⑥ Packing  
A:Tray  
T:Tube  
U:Tube+CAP  
R:Tape&Reel  
W:Tape&Reel+CAP
- ⑦ A:Short Latch  
B:Long Latch  
C:Without Latch

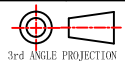


Unless Otherwise specified tolerance  
 X. ±0.35    X.XX: ±0.20  
 X.X: ±0.25    X.XXX: ±0.15

**Antenk**® ANTENK ELECTRONICS CO., LTD  
 Http://www.antenk.com  
 E-mail:sales@antenk.com

SCALE: As Shown	UNIT: mm
DRAW YG ZHONG	DATE 01/05/2016
CHECK BobYang	DATE 01/05/2016

TITLE:  
2.54mm Ejector Header IDC Type  
Without Mounting Ears



DRAWING NO: LHD102-XXXXXX  
 PRODUCT NO: LHD102-XXXXXX

REV	DESCRIPTION	DATE
1		