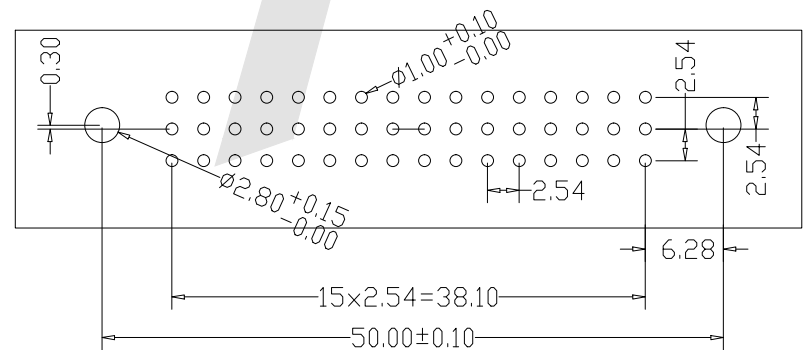
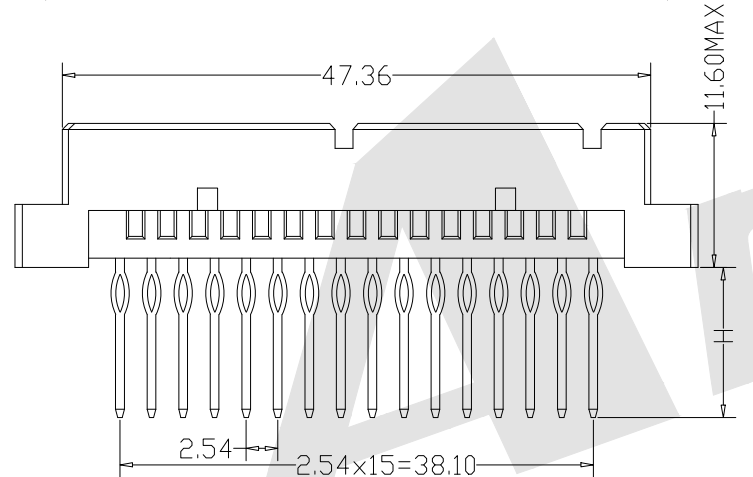
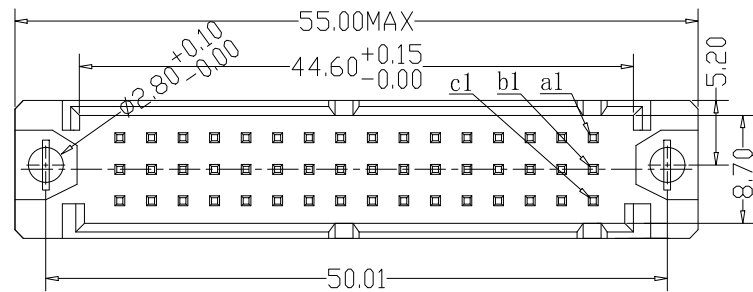


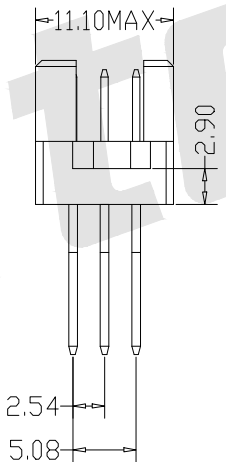
HSF



RoHS



Recommended P. C. B. Layout



Code	Number Of Contacts	Contact Arrangement	Rows With Contacts	Pitch
D	48		a	2.54
F	32		a b	
D1	16		a b c	5.08

SPECIFICATION

- Current Rating: 2.0Amp
- Insulation Resistance: 1000MΩ min.at DC 100V
- Contact Resistance: 20mΩ max
- Withstand Voltage: AC 1000V For 1 Minute
- Operating Temperature: -55° C to +105° C
- Contact Material: Brass
- Contact Plating: Au or Sn Over Ni
- Insulator Material: PBT+30%GF UL 94V-0
- Insertion Force: 48 pin max.45N
- Withdrawal Force: 0.15N min.per individual contact

Ordering Code:

DMS - XX - X - X - X -316
 ① ② ③ ④ ⑤ ⑥

- ① Series No:
- ② No. of Contacts
48P 32P 16P
- ③ Termination
I: Straight press-fit tail length H=5.0mm
M: Straight press-fit tail length H=13.0mm
N: Straight press-fit tail length H=17.0mm
- ④ Rows Loaded With Contacts
D: Row a+b+c
F: Row a+b
D1: Row a+c(2, 4, 6...)
- ⑤ Contact Plating
G0: Gold flash
S0: Gold flash/Ni
G1: 3u" Gold
S1: 3u" Gold/Ni
G2: 5u" Gold
S2: 5u" Gold/Ni
G3: 10u" Gold
S3: 10u" Gold/Ni
G4: 15u" Gold
S4: 15u" Gold/Ni
G5: 30u" Gold
S5: 30u" Gold/Ni
SN: Tin
- ⑥ Series number
211

Unless Otherwise specified tolerance
 X. ±0.35 X.XX: ±0.20
 X.X: ±0.25 X.XXX: ±0.15

Antenk® ANTENK ELECTRONICS CO., LTD
[Http://www.antenk.com](http://www.antenk.com)
 E-mail:sales@antenk.com

SCALE: As Shown	UNIT: mm
DRAW Wu Feng Rong	DATE 17/11/2018
CHECK BobYang	DATE 17/11/2018

TITLE:
DIN41612 Vertical Plug Type Half R Compliant
Press-Fit Connectors 48 Positions



DRAWING NO: DMS-XX-XXX-316
 PRODUCT NO: DMS-XX-XXX-316

REV	DESCRIPTION	DATE