



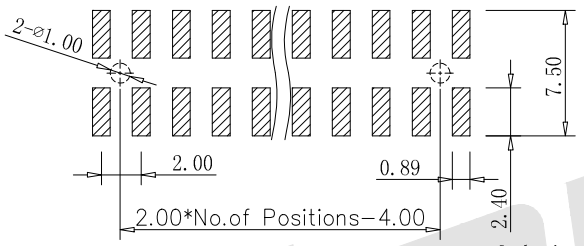
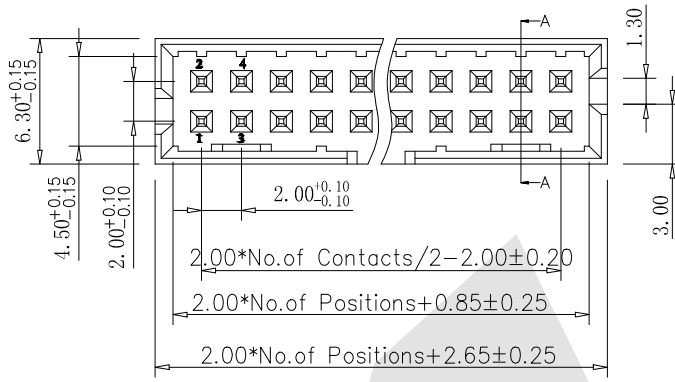
SPECIFICATION

Current Rating: 2.0 Amp
 Insulation Resistance: 1000MΩ Min
 Contact Resistance: 20mΩ Max
 Withstand Voltage: 500V AC/DC
 Operating Temperature: -40° C to +105° C
 Contact Material: Brass
 Contact Plating: Au or Sn Over Ni
 Insulator Material: PA6T+30%GF Black UL 94V-0

4 And 6 Pin Without Identification Tag
 "B", Slot "C" And Slot "D"
 8 To 12 Pin Without Slot "C"

A
B
C
D

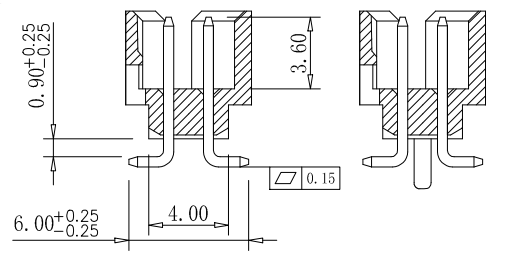
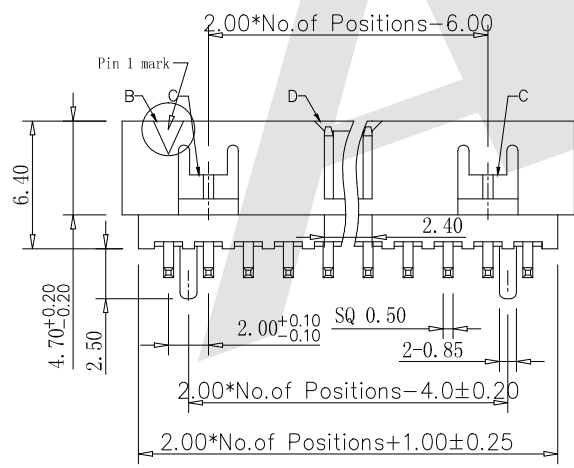
A
B
C
D



Recommended P.C.B Layout (Top Side)
 (PCB BOARD TOLERANCE ±0.05)

Ordering Code:
 BHCM03 - X - X - X - X - X - X
 ① ② ③ ④ ⑤ ⑥ ⑦

- ① Series No:
 - 04 06 08 10 12 14
 - ⚠ 16 18 20 22 24 26
 - 28 30 32 34 36 38
 - 40 42 44 46 48 50
- ② No. of Contacts
 - 04 06 08 10 12 14
 - ⚠ 16 18 20 22 24 26
 - 28 30 32 34 36 38
 - 40 42 44 46 48 50
- ③ Contact Plating:
 - G0:Gold Flash S0:Selective
 - G1:3U" Gold S1:Selective 3u"
 - G2:5u" Gold S2:Selective 5u"
 - G3:10u" Gold S3:Selective 10u"
 - G4:15u" Gold S4:Selective 15u"
 - G5:30u" Gold S5:Selective 30u"
 - SN:Tin
- ④ Color Insulator
 - B:Black
 - U:Blue
 - W:White
- ⑤ Insulator Material
 - B:PA6T
 - C:LCP
 - E:PA9T
- ⑥ Packing
 - A:Tray
 - B:Bag
 - T:Tube
 - U:Tube+CAP
 - R:Tape&Reel
 - W:Tape&Reel+CAP
- ⑦ With Locating Pegs Option
 - A:Type A Without Pegs
 - B:Type B With Pegs



A=TYPE A (W/O POST) B=TYPE B (WITH POST)

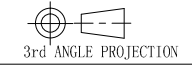
SECTION A-A

Unless Otherwise specified tolerance	
X. ±0.35	X.XX: ±0.20
X.X: ±0.25	X.XXX: ±0.15
SCALE: As Shown	UNIT: mm
DRAW YG ZHONG	DATE 01/05/2016
CHECK BobYang	DATE 01/05/2016

Antenk ANTENK ELECTRONICS CO.,LTD
 Http://www.antenk.com
 E-mail:sales@antenk.com

TITLE:
2.00mm Box Header SMT H=6.40

REV	DESCRIPTION	DATE
	Update No. of Contacts	08/06/2021



DRAWING NO: BHCM03-XXXXXX
 PRODUCT NO: BHCM03-XXXXXX

1 2 3 4 5 6 7 8