



Ordering Code:

HPZTD - F - X - X
① ② ③ ④

- ① Series No:
1.27mm Straight
Full Plastic Type
- ② Contact Type:
F:Female

- ③ Contact NO. :
20=20P 30=30P 40=40P
50=50P 68=68P 100=100P
- ④ Contact Plating
S0: Gold Flash Selective Plating
S2: 5u" Gold Selective Plating
S4: 15u" Gold Selective Plating
S5: 30u" Gold Selective Plating

No. of Pin	Dimensions				
	A	B	C	D	n
20	11.43	16.97	21.40	24.05	9
30	17.78	23.32	27.75	30.40	14
40	24.13	29.67	34.10	36.75	19
50	30.48	36.02	40.45	43.10	24
60	36.83	42.37	46.80	49.45	29
68	41.91	47.45	51.88	54.53	33
80	49.53	55.07	59.50	62.13	39
100	62.23	67.77	72.20	74.85	49

SPECIFICATIONS:

1. Electrical Characteristics:

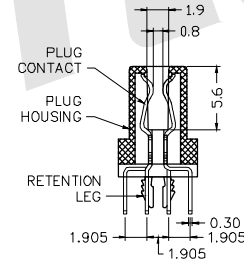
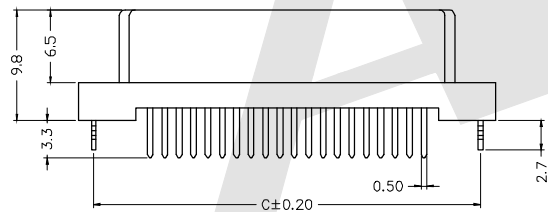
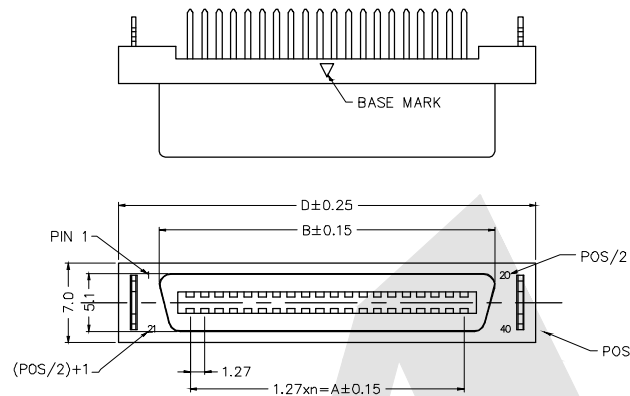
- 1.1 Contact Current Rate:1AMP
- 1.2 Insulation Resistance:500MΩ Minimum
- 1.3 Contact Resistance:35MΩ Maximum
- 1.4 Dielectric Voltage:500V AC For One Minute

2. Material:

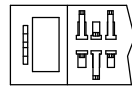
- 2.1 Insulator:LCP+30%G/F, Color:black
- 2.2 Contact:Phosphor bronze

4. Environment:

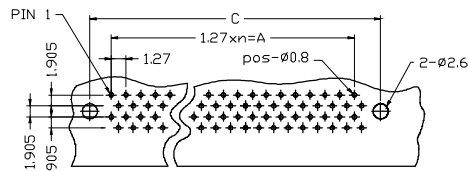
Operation Temperature: -40° C To +105° C



FOR 30, 50 POS

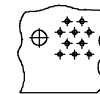


FOR 20, 40, 60, 68, 80, 100 POS



FOR 20, 40, 60, 68, 80, 100 POSITIONS ONLY

Mounting holes (bottom view)



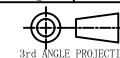
FOR 30, 50 POSITIONS ONLY

Unless Otherwise specified tolerance
 X. ±0.35 X. XX: ±0.20
 X. X: ±0.25 X. XXX: ±0.15

Antenk ANTENK ELECTRONICS CO., LTD
[Http://www.antenk.com](http://www.antenk.com)
 E-mail:sales@antenk.com

SCALE: As Shown UNIT: mm
 DRAW Jack Bao DATE 9/18/2018
 CHECK Bob Yang DATE 9/18/2018

TITLE:
1.27mm Series Receptacle Straight Full Plastic Type



DRAWING NO: HPZTD-FXX
 PRODUCT NO: HPZTD-FXX

REV

DESCRIPTION

DATE

1

2

3

4

5

6

7

8