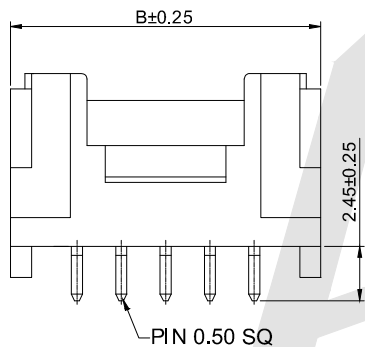
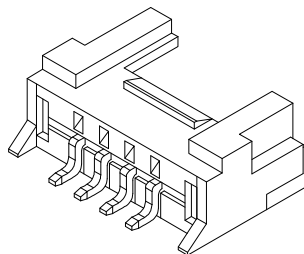
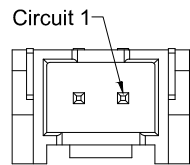
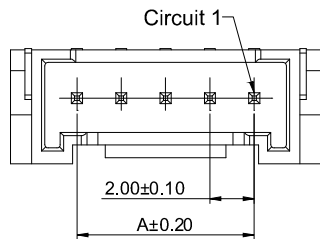
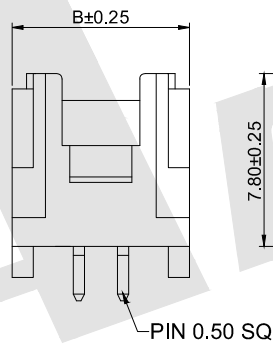


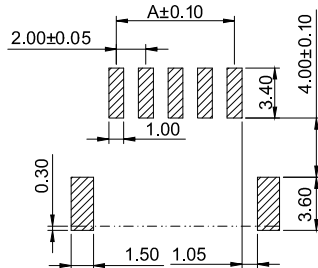
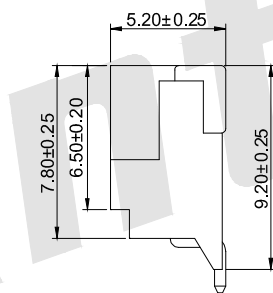
HSF



3~16P



2P



P.C.B LAYOUT

SPECIFICATIONS

- Voltage Rating: 250V AC/DC
- Current Rating: 3A, AC, DC
- Withstanding Voltage: 1000V AC/Minute
- Insulation Resistance: 1000MΩ Min
- Contact Resistance: 30mΩ Max
- Temperature Range: -40°C ~ +105°C

WAFER

- Part NO: AW2008R-S-NP
- Material: Pin: Brass/Tin Over Nickel
Insulator: Nylon 66, UL94V-0
- Mates With: AH2008 Single Row Series Housing
- Color: Ivory

Ordering Information & Dimensions:

| Poles | Part No. | Dimensions (mm) | |
|-------|---------------|-----------------|-------|
| | | A | B |
| 2 | AW2008R-S-02P | 2.00 | 8.00 |
| 3 | AW2008R-S-03P | 4.00 | 10.00 |
| 4 | AW2008R-S-04P | 6.00 | 12.00 |
| 5 | AW2008R-S-05P | 8.00 | 14.00 |
| 6 | AW2008R-S-06P | 10.00 | 16.00 |
| 7 | AW2008R-S-07P | 12.00 | 18.00 |
| 8 | AW2008R-S-08P | 14.00 | 20.00 |
| 9 | AW2008R-S-09P | 16.00 | 22.00 |
| 10 | AW2008R-S-10P | 18.00 | 24.00 |
| 11 | AW2008R-S-11P | 20.00 | 26.00 |
| 12 | AW2008R-S-12P | 22.00 | 28.00 |
| 13 | AW2008R-S-13P | 24.00 | 30.00 |
| 14 | AW2008R-S-14P | 26.00 | 32.00 |
| 15 | AW2008R-S-15P | 28.00 | 34.00 |
| 16 | AW2008R-S-16P | 30.00 | 36.00 |

Unit: mm

Unless Otherwise specified tolerance

| | |
|------------|--------------|
| X. ±0.35 | X.XX: ±0.20 |
| X.X: ±0.25 | X.XXX: ±0.15 |

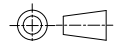
| | |
|--------------------|--------------------|
| SCALE: As Shown | UNIT: mm |
| DRAW Jack Bao | DATE 10/22/2017 |
| CHECK Bob Yang | DATE 10/22/2017 |

Antenk ANTENK ELECTRONICS CO., LTD
[Http://www.antenk.com](http://www.antenk.com)
 E-mail:sales@antenk.com

TITLE: 2.00mm pitch 90° Wafer-SMT TYPE
Connector Series

DRAWING NO: AW2008R-S-NP

PRODUCT NO: AW2008R-S-NP



3rd ANGLE PROJECTION



Add Contact Resistance

10/22/2017

DATE

REV

DESCRIPTION

1

2

3

4

5

6

7

8