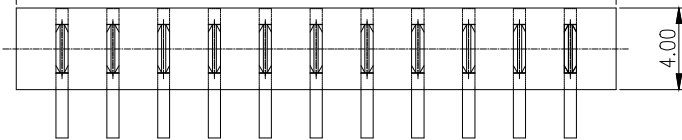


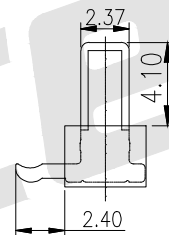
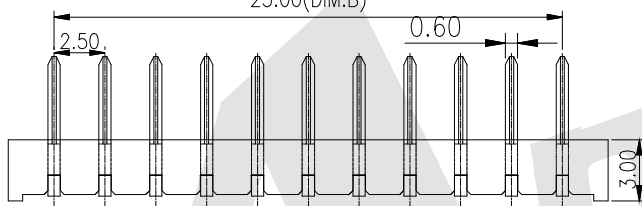
HSF



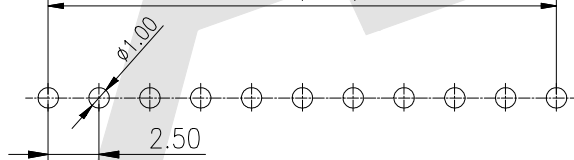
29.50(DIM:A)



25.00(DIM:B)



25.00(DIM:B)



RECOMMENDED PCB LAYOUT  
Layout Tolerance ±0.05

No. of Pins	Dimension	
	DIM.B	DIM.A
03	5.00	9.50
04	7.50	12.00
05	10.00	14.50
06	12.50	17.00
07	15.00	19.50
08	17.50	22.00
09	20.00	24.50
10	22.50	27.00
11	25.00	29.50

MATERIAL:

- CURRENT RATING:7 A
- INSTANT CURRENT:10 A
- WITHSTAND VOLTAGE:500 V
- INSULATION RESISTANCE:100 M Ω MIN
- CONTACT RESISTANCE:30 m Ω MAX
- OPERATION TEMPERATURE:-40° C TO +105° C

SPECIFICATIONS:

- INSULATOR:NYLON 9T(UL94V-0)
- CONTACT:PHOSPHOR BRONZE
- CONTACT PLATED:GOLD OVER NICKEL OR TIN

Ordering Code:

ABT35 - 11 - 9 - B - G0 - B

① ② ③ ④ ⑤ ⑥

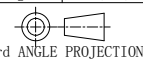
- |                       |                    |
|-----------------------|--------------------|
| ① Series No:          | ⑤ Contact Plating: |
| ② No. of Contacts     | G0:Gold flash      |
| 11:11Pin              | G1:3u" gold        |
| ③ Insulator Material: | G2: 5u" gold       |
| 9:PA9T                | G3:10u" gold       |
| ④ Pitch               | G4:15u" gold       |
| B:2.5mm Pitch         | G5:30u" gold       |
| ⑥ Packing:            |                    |
| A:Tray                |                    |
| B:Bag                 |                    |
| C:Tape                |                    |
| D:Tape Reel           |                    |

Unless Otherwise specified tolerance  
X. ±0.35 X.XX: ±0.20  
X.X: ±0.25 X.XXX: ±0.15

SCALE: As Shown UNIT: mm

DRAW Wu Feng Rong DATE 07/21/2021

CHECK BobYang DATE 07/21/2021



ANTENK ELECTRONICS CO.,LTD  
Http://www.antenk.com  
E-mail:sales@antenk.com

TITLE:  
2.50 PITCHS 11 PIN BATTERY 90° MALE CONNECTOR

DRAWING NO: ABT35-119BG0B

PRODUCT NO: ABT35-119BG0B

REV	DESCRIPTION	DATE